

## High volume drainer 'D' pump

### Pump end specification

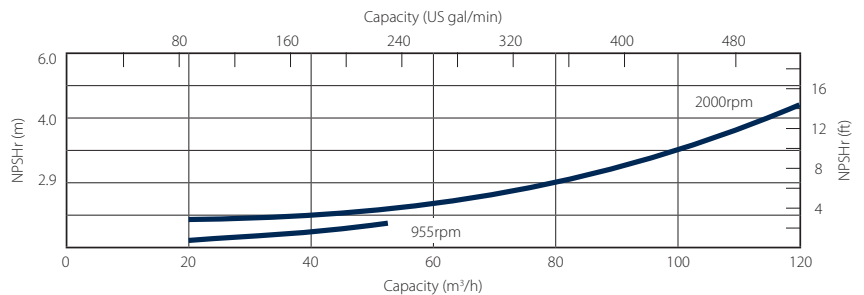
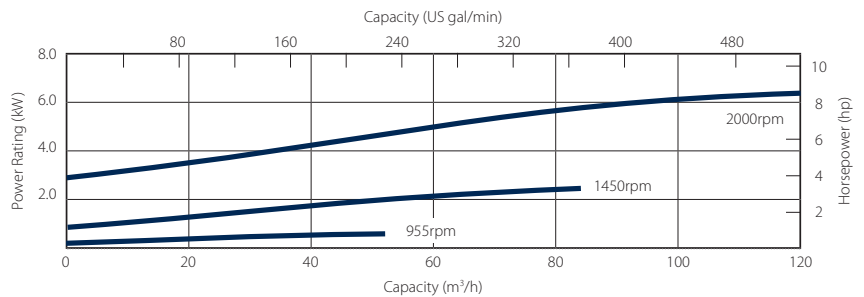
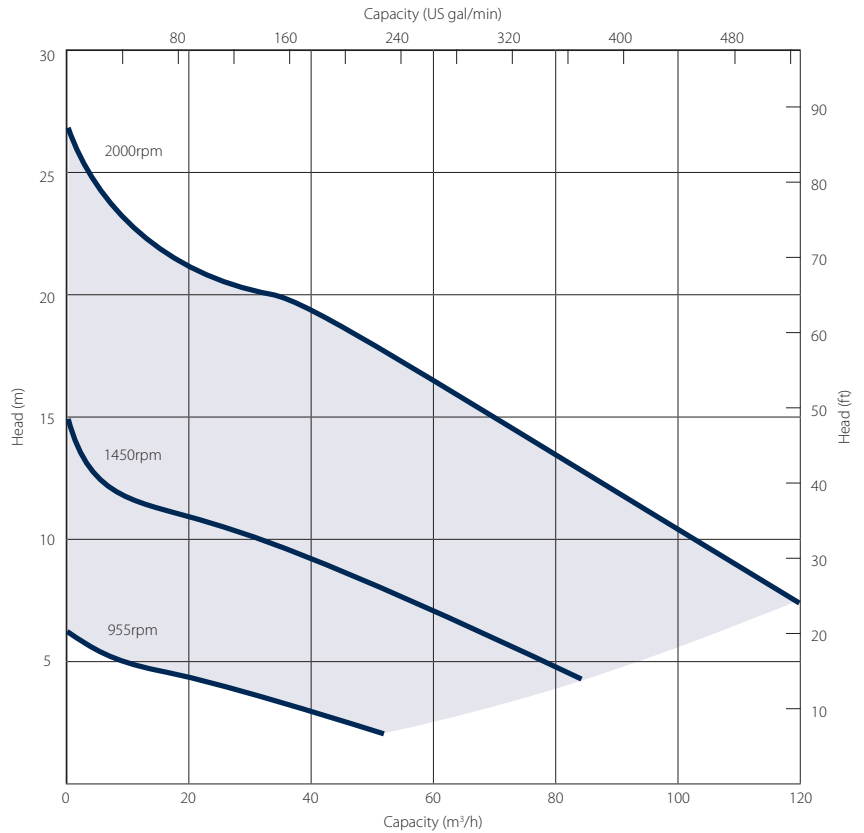
	Metric	US
Capacity	120 m <sup>3</sup> /h	528 gpm
Total Head	27 m	88 ft
Max. Solids Size	29 mm	1.7 in
Self Priming Lift	8.8	29 ft
Air Handling	4.25 l/s	8.8 cfm
Selprime® Absorbs	0.9 kW	1.2 hp
Power Required	7 kW	9 hp
Pump Speed Max.	2000	2000
Impeller Type	Drainer	Drainer
Impeller Blades	3	3
Impeller Diameter	192 mm	9.45 in
Inlet Port	DN 100 PN6	4 PN6
Outlet Port	DN 100 PN6	4 PN6

### Priming method - Selprime®

The unique original Selwood self priming system utilising a water tolerant diaphragm air pump. An environmentally friendly design that has none of the problems of oil vapour emissions and oil emulsification associated with other priming systems.

### Pump end materials

Pump Casing	Grey Iron BSEN 1561 Grade EN-GJL-250
Impeller	Cast Iron BSEN 1563 Grade EN-GJS-450-10
Wear Plates	Cast Iron BSEN 1563 Grade EN-GJS-600-3
Shaft	Steel BS En 10277 Grade C40+C
NRV Body	Grey Iron BSEN 156 Grade EN-GJL-250
Mechanical Seal	Ceramic / Sealide
Pump End Bearing	Ball
Drive End Bearing	Cylindrical Roller



**Please note:** The above curves cover the complete range and ability of the pump unit. Actual performance will be subject to the engine / motor indicated overleaf and medium pumped.

## High volume drainer 'D' pump builds

**Our 'D Pumps' offer high efficiency centrifugal pumps for high-volume fluid transfer.**

Handling flows of up to 120 m<sup>3</sup>/h, these highly efficient Selprime® pumps offer emission compliant engines, are easy to operate and maintain and have a robust construction.

Perfect for use with

- water – clean, with fine or larger solids
- screened sewage

**Reducing environmental impact**

We are committed to reducing our environmental impact by producing the most efficient equipment we can.

All Selwood Eco5 pumps can run on hydrotreated vegetable oil (HVO) fuel as an alternative to diesel.



Standard builds	Isuzu 2 Wheel Site* Eco5		Isuzu Skid* Eco5		Electric Static	
	Metric	US	Metric	US	Metric	US
Length	194 cm	76 in	165 cm	65 in	123 cm	48 in
Width	100 cm	39 in	106 cm	42 in	70 cm	28 in
Height	129 cm	51 in	146 cm	57 in	78 cm	31 in
Dry Weight	612 kg	1349 lb	850 kg	1874 lb	325 kg	717 lb
Gross Weight	642 kg	1415 lb	940 kg	2027 lb	325 kg	717 lb
Sound Power	101 LWA	101 LWA	100 LWA	100 LWA	86 LWA	86 LWA
Sound Pressure @ 1m (3ft)	78 db(A)	78 db(A)	78 db(A)	78 db(A)	64 db(A)	64 db(A)
Sound Pressure @ 7m (23ft)	69 db(A)	69 db(A)	69 db(A)	69 db(A)	55 db(A)	55 db(A)
Engine / Motor	Isuzu 2CA1	Isuzu 2CA1	Isuzu 2CA1	Isuzu 2CA1	7.5 kW 400/3/50	10 hp
Emission / Electrical Rating	Stage V	Tier 4	Stage V	Tier 4	IE3	-
Engine / Motor Speed - Max	<b>2000 rpm</b>		<b>2000 rpm</b>		<b>2000 rpm</b>	
Engine / Motor Speed - Min	<b>955 rpm</b>		<b>955 rpm</b>		<b>955 rpm</b>	
Fuel Tank Capacity.**	36 lt	9.5 US gal	105 lt	28 US gal	-	-
BEP - Fuel Consumption	1.7 lt/hr	0.45 US gal/hr	1.7 lt/hr	0.45 US gal/hr	-	-

\*Open sets exclude fittings

\*\* Fuel tank capacity can be increased with the addition of an auxiliary fuel tank.

Installation drawings are available upon request.

### Optional extras

- Training
- Genuine parts kits
- Valves / Fittings
- Pump accessories
- Hose / pipework
- Auto stop/start control panels
- Pump telemetry
- Oil drain kit
- Bulk fuel kit
- Tanks & filtration
- Pipe stoppers
- Chalwyn valve & spark arrestor

